





Year 6 Home Learning Grid Term 3

Our topic this term is: **Trade and Globalisation**

Complete at least <u>two</u> activities from these per week and colour the box in using the key below:				
Create a vocabulary definition sheet for Geography key words: <i>Trade, Import, Export, Goods, Fair Trade, Globalisation, Global Supply Chain, Multinational, Development, Economy, Industry and Land Use.</i>	Have a look in your cupboards at home. Find out where each food comes from. How far has your food travelled to get to you?	Design a graffiti tag of your name on paper. 	Find 10 facts about the Hindu religion.	Draw and label the countries of the world and make a list of the continents.
	Research "Fair Trade" and present your findings in a manner of your choosing.	In the style of Käthe Kollwitz sketches, sketch someone in a happy mood.	Create a fact file about the features of Hindu temple.	Research the symbols for an electric circuit.
Write a list of all the items you have in your home that are powered by electricity. Find out why electricity is dangerous and create a poster.	Produce a poster encouraging somebody to buy one "Fair Trade" item.	In the style of Käthe Kollwitz sketches. Sketch someone in a miserable mood.	Write your own story about adventuring down the Amazon River.	Write a recount of one of your days in the Christmas holidays.
	Compare the climate of Britain and a country such as El Salvador. What do you notice?	In no more than 50 words who was Picasso, what makes him interesting?	Write a fact file about the Amazon River and the wildlife you would find there.	Write 6 sentences with a dash and then 6 sentences using hyphenated words.
Create a vocabulary definition sheet for Art key words: <i>Tone, Shade, Hue, Mood, Purpose, Feelings, Composition, Modern, Contemporary, Street Art, Viewpoint, Urban, Graffiti, Stencils.</i>	Pick a food or an item from your house (e.g. a banana) and produce a flowchart representing "The Global Supply Chain" showing how the food gets to you!	 Draw a portrait in the style of Picasso.	Measure one of your rooms. Work out the perimeter and the area of the room.	Create a Purple Mash Quiz on electricity.
	Create a table explaining the difference between imports and exports.	Who is Banksy? Find 5 facts about the artist called Banksy. 	Look through your kitchen cupboards, what are the largest and smallest food containers and how much does each hold?	Design a fitness PE lesson that is designed to increase your heart rate.

Week 1	Week 2	Week 3	Week 4	Week 5	Week 6
--------	--------	--------	--------	--------	--------

Be as creative as you can. You could use the internet or books to help you. **Please ensure you tell an adult you are using the Internet before you start.**



Castle Hill
Community Primary School

Year 6

Home Learning - Term 3

Dear Parents,

Happy New Year!

This term's home learning is linked to our topic of Tourism and Globalisation. To support the children's study, the home learning grid inside this booklet is designed to allow them choice and freedom to add more information to their individual study. Children also have the opportunity to complete Spelling, Grammar and Maths Revision to support their progress towards this year's SATs.

PE is on a Friday but PE could take place on any day if there is an opportunity and the weather is good. Please ensure your child has their PE kit in school every day.

We will continue to use Spelling Shed, Times Tables RockStars, Mathletics and Purple Mash to support the children's learning at home and in school. Children have access to their usernames and passwords for all these apps. Please encourage your child to use these apps as much as possible to improve their spelling, mental arithmetic skills and to complete any homework set.

Thank you for your continued support.

Mrs D Berbiers
Year 6 Teacher

Miss K Bright and Miss Holtby-Smith

Y6 Teacher



This belongs to:
